



## Vaccination Verification Guide

(If you need assistance with the CrowdPass vaccination verification site, please contact CrowdPass support at [support@crowdpass.co](mailto:support@crowdpass.co).)

- Go to the vaccination verification site (step 1 of the registration process).

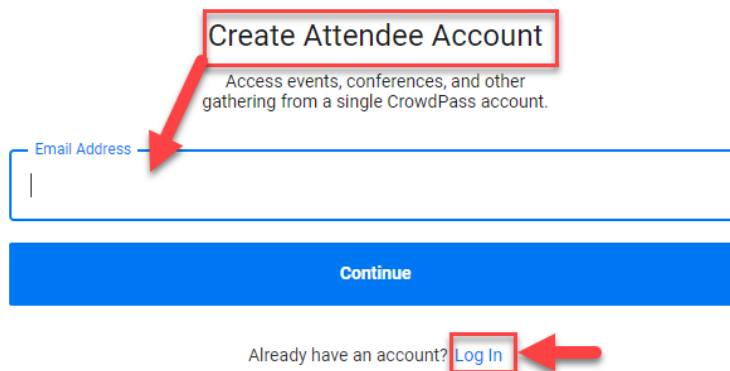
<https://dashboard.crowdpass.co/dashboard/event-appearance-preview/LP6VHOV5/OUMGIZ23?group=XQ65N4I3>

- Read the “About This Event” section, then click the “Health Screening Form” button.



Health Screening Form

- Create a new attendee account or, if you’ve used the CrowdPass platform before, click the Log In link under the Continue button. (Please note that this account is separate from your AAS account.)



Create Attendee Account

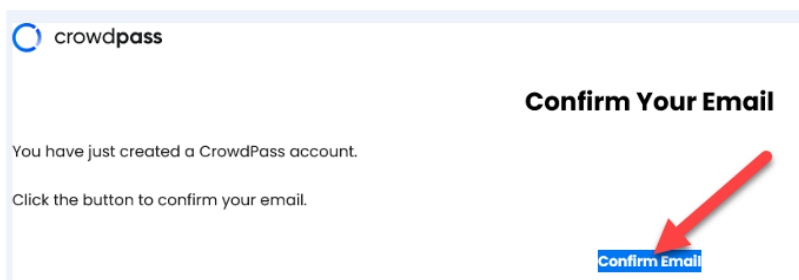
Access events, conferences, and other gathering from a single CrowdPass account.

Email Address

Continue

Already have an account? [Log In](#)

- If creating a new account, you will need to verify your email address (check your inbox). Once your email address is confirmed, you can proceed to log in.



crowdpass

### Confirm Your Email

You have just created a CrowdPass account.

Click the button to confirm your email.

Confirm Email



## Login

Thank you for taking time to register.  
Please log in to your CrowdPass account.

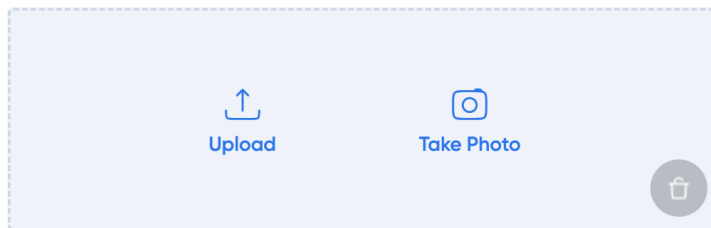
Email Address

[Continue](#)

- Read and agree to the waiver, and answer “Yes” to the screening question to continue.
- Submit your vaccination+booster card/record, proof of recovery from COVID, or medical exemption (letter from your doctor).

## COVID-19 Screening

Please Upload your Vaccination Card Plus Booster OR PROOF OF RECOVERY FROM COVID OR MEDICAL EXEMPTION.



[+ Add Image](#)

- After uploading your vaccination information successfully, you will receive an email indicating that your record is under review.

### Submission Received

Hello,

We received your submission. Let us verify it. We will email you your access code shortly.



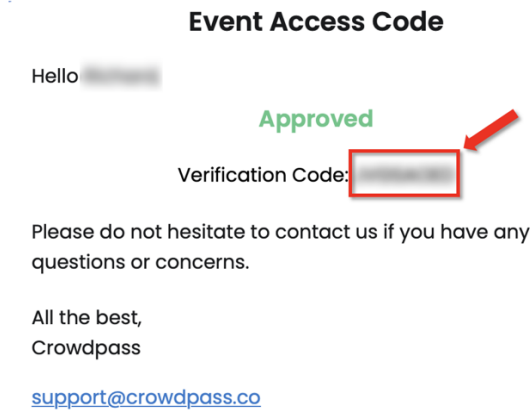
Please do not hesitate to contact us if you have any questions or concerns.

All the best,  
Crowdpass

[support@crowdpass.co](mailto:support@crowdpass.co)



- Once your vaccination status is approved, you will receive an email with the code to use at the AAS registration site (step 2 of the registration process).



- Go to the AAS registration site (step 2) and use the code to answer the vaccination question on the registration form (step 2).

[https://my.aas.org/services/AAS\\_Member/Events/Event\\_Display.aspx?EventKey=DDA\\_23R](https://my.aas.org/services/AAS_Member/Events/Event_Display.aspx?EventKey=DDA_23R)

